

| 2020



**Samy's** Photo School



Alaska Aurora Workshop with Stan Moniz, See Page 47

# PHOTOGRAPHY Classes & Workshops

For registration & more information please visit:

**[www.samysphotoschool.com](http://www.samysphotoschool.com)**

Call: 323•456•4564 or email: [edu@samys.com](mailto:edu@samys.com)

## Social Networking Links



# #HASHTAG Us

Like what you learned?  
We want to know!

Use #samyscamera #samysphotoschool  
Instagram: @samys\_camera

Send us feedback  
or just show off  
your photography  
skills!



Follow us to keep updated  
with new classes, events,  
contests and promotions!

## Index by Location

### CLASSES & WORKSHOPS OFFERED AT THE FOLLOWING LOCATIONS:

#### LOS ANGELES

431 S. Fairfax Avenue, Los Angeles CA 90036  
Classroom on 3rd Floor

#### PASADENA

1759 E. Colorado Blvd. Pasadena, CA 91106

#### CULVER CITY

4411 Sepulveda Blvd. Culver City, CA 90230

#### SANTA ANA

3309b S. Bristol St. Santa Ana, CA 92704

#### SAN FRANCISCO

1090 Bryant St. San Francisco, CA 94103

## Course Index

<b>Cover</b>	<b>I</b>
<b>Social Networking Links</b>	<b>2</b>
<b>Index by Location</b>	<b>3</b>
<b>Index by Category</b>	<b>4</b>
<b>Introductory Courses</b>	<b>5-10</b>
<b>Video</b>	<b>11</b>
<b>Intermediate &amp; Advanced</b>	<b>12-19</b>
<b>Portrait &amp; Lighting</b>	<b>20-31</b>
<b>Adobe Software &amp; Technical Courses</b>	<b>32-40</b>
<b>Travel, Nature, Adventure and Photo Walks</b>	<b>41-49</b>
<b>Free with Purchase &amp; Rental Dept. Offer</b>	<b>50-51</b>

•Prices are subject to be changed at any time without further notice. We reserve the right to change the price of our workshops and classes. Please visit our website for further information.



## Introductory Classes



Samy's Photo School offers introductory courses specific to the camera manufacturer including Canon, Nikon, Sony, Olympus, Fujifilm and Panasonic.

Camera operating features, initial camera setup, software functions and digital photography essentials will be covered.



## Introductory Classes


### Sony Mirrorless Camera Tips and Tricks

Workshop fee: \$29.95  
or Free With Purchase



### Nikon DSLR Basics Tips & Tricks

Workshop fee: \$29.95  
or Free With Purchase




## Introductory Classes

### Canon DSLR Basics


Workshop fee: \$29.95  
or Free With Purchase

This workshop is geared for Rebel camera owners. Canon 60D, 70D, 5D Mark II and III will be included in a more general sense.



### Panasonic Basics

Workshop fee: \$29.95  
or Free With Purchase





## Introductory Classes

### Olympus Basics

Workshop fee: \$29.95  
or Free With Purchase



### DSLR Basics 101 and 102

San Francisco location only  
Workshop fee: \$29.95  
or Free With Purchase



DSLR 101 and DSLR 102 are open to users of any camera manufacturer wishing to learn how to navigate through various camera modes. Both Level 1 and 2 are two-hour courses.

Level one is designed for those new to photography. Students will be taught an overview of their camera's main features. Topics covered include setting resolution, flash operation, menu functions, memory cards, storage and more.

Level two will expand on exposure and also cover benefits of the histogram, bracketing, frames-per-second, metering and focus modes, depth-of-field and lens selections.

## Introductory Classes

### Understanding Your Digital Camera Level 1 with Art Ramirez

Workshop fee: \$29.95  
or Free With Purchase



This basic class is geared for those wishing to learn how to navigate through various camera modes. Open to users of all camera manufacturers. Topics taught: setting resolution, flash operation, menu functions, memory cards, storage and more.

### Understanding Your Digital Camera Level 2 with Art Ramirez

Workshop fee: \$49.95  
Bundle Fee: \$70



You learned your camera's menus and buttons in level 1, now you will learn exposure, light metering, auto focus, shutter speed and aperture as well as how to shoot in various photography situations.


## Introductory Classes

# FUJIFILM

### HANDS ON POWER-USER TRAINING

with Fujifilm Mirrorless  
Free

This lecture will take you through the latest Fujifilm X or GFX cameras and lens system from top to bottom. It will not only tackle the quick and easy shortcuts and optimization of image capture, but will also go deep into hidden menu items and special operations that the pros like most. Best choices of lenses will be covered, as well as best practices for using flash both on-camera and in studio.



### “IT’S CALLED PHOTO-GRAPHY”:

Breaking out of ordinary picture taking

# FUJIFILM

Appropriate for all users and all brands.

Workshop fee: \$19.99

This class explores the principles of image composition and design, from color to lighting, and explains how anyone can boost their photography to new levels. Topics include subject analysis, optimizing the light, lens choices, color theory, visual psychology, and how to break the rules at the right time. Relevant for landscape, portrait, travel, nature and commercial shooters.

## Video Classes

### BASICS OF VIDEO TECH

Appropriate for all users and all brands.

# FUJIFILM

Workshop fee: \$29.99

Mirrorless cameras offer many advantages for video production. However for the still photographer, the world of video can be confusing. This class will discuss the setup options for any camera and tips and tricks to get started shooting and editing videos.



### PROFESSIONAL VIDEO FOR ANYONE

Movie making with any camera

Appropriate for all users and all brands.

Workshop fee: \$55

This class explains the techniques and tips used in the broadcast and movie world that can change ordinary home movies into must-see masterpieces. Topics include: thinking like a cinematographer, moving the camera, proper audio, available light and supplementary tools, basic editing techniques and methods. Relevant for aspiring filmmakers, corporate video, music videos, anyone wanting to shoot better.

## Intermediate & Advanced

### IMAGE BREAKDOWN:

Work Fast, Work Smart

**FUJIFILM**

Appropriate for all users and all brands.

Workshop fee: \$19.99

Get into the head of Fujifilm's very own PPA Master of Photography Michael Bulbenko as he dissects some of his professional work and provides his know-how on getting it right in the camera. Learn how to evaluate the environment, solve problems on location and add just the right touch to turn ordinary pictures into quality photographs.



### IT'S ALL BLACK AND WHITE TO ME

Appropriate for all users and all brands.

Workshop fee: \$19.99

Effective photography depends on best use of graphic design principles and shooting in black and white is the fastest way to get good at it. Learn now to train your mind to evaluate the world in shades of grey, as we explore the effects of light and shadow at their purest. Compare in-camera black and white to software conversion processes.

## Intermediate & Advanced

### VENICE BEACH SUNSET AND ELECTRIC LIGHT PARADE PHOTO WALK WITH BRIAN LEARY

Workshop fee: \$45

On Sunday nights Venice Beach lights up with a dazzling parade of illuminated bicycles. Parade participants use LED technology to express their artistic nature, decorating and stylizing their rides for a weekly trip on the Venice Boardwalk. Join Brian Leary for a look at Venice Beach like few others have seen it and learn how to capture it in a different way.



### NIGHT PHOTOGRAPHY WITH BRIAN LEARY

Workshop fee: \$125

Why put your camera away after golden hour? When the sun goes down you have an incredible opportunity to create unique images that you will be proud to share. As long as you have a basic understanding of shutter speed, ISO and aperture, this course is designed to teach you everything you need to know to create stunning images at night and take your landscape and cityscapes to a new level.





## Intermediate & Advanced

### PET PHOTOGRAPHY LECTURE AND HANDS-ON WORKSHOP

WITH **ANABEL DFLUX**

Workshop fee: \$125

Join Anabel DFlux for the day and learn ten easy steps to improve your pet photography: from working with the hyper, the untrained, the unruly, or the camera shy-you'll be an expert on bringing out their best sides. This workshop features a two hour lecture detailing 10 steps anyone can follow to improve their animal photography. After the lecture, Anabel will lead a hands-on shooting portion of the workshop where you will have the opportunity to photograph the cutest dogs!



## Intermediate & Advanced

### SHOOTING WITH FILM CAMERAS: EVERYTHING YOU NEED TO KNOW

WITH **GREGG COBARR**

Workshop fee: Fee: \$25-\$250

There has been an energetic revival of film photography! Shooting with a film camera is once again very popular. Gregg Cobarr, a longtime Samy's Photo School instructor explains what you need to know about shooting film. He discusses the variety of cameras and lenses and how they function, the selection of films available today, how awareness of light must be an integral part of film shooting, as well as the various handy accessories that can be useful when shooting film, such as: light meter, monopod, tripod, reflector, basic filters, etc. There will also be a brief overview about the simplicity of processing black and white film and making black and white prints from film.





## Intermediate & Advanced

### HOW TO SHOOT PRODUCTS FOR eBay WITH JOE AND MIRTA BARNET

Workshop fee: \$125

If your goal is to create better images of things to sell online such as on eBay or for print catalog use, this class is for you. Instructors Joe and Mirta Barnet will teach you to create a “set” for small and medium products and how to light different products on several types of backgrounds. The use of soft boxes, umbrellas, reflectors and other light modifiers will be discussed. The difference between shooting product for an online ad or a catalogue will be covered.



## Intermediate & Advanced

### INTRODUCTION TO AUTOMOTIVE PHOTOGRAPHY AT THE PETERSEN MUSEUM WITH JOE AND MIRTA BARNET

Workshop fee: \$95

Joe and Mirta Barnet will teach you how to create great images of cars with a lecture and a studio car shoot. First we will review images of sports cars, both “portraits” and cars on track. Then the instructors will discuss topics including: the preferred gear for photographing cars, techniques like panning, camera angles, where to SAFELY position yourself in a race for the best photos, choosing backgrounds and post-processing techniques in Lightroom and Photoshop to take your images to the next level. Then we will photograph a Petersen Automotive Museum’s collection car in Samy’s Studio at the Petersen. Triggering devices will be provided.



## Intermediate & Advanced

### **THE PART-TIME PROFESSIONAL PHOTOGRAPHER WITH GREGG COBARR**

Workshop fee: \$49

Are you interested in taking on photography jobs while still maintaining your current “day job?” Gregg will teach you how to successfully handle paid photography jobs including family portraits, weddings, engagement sessions, freelance magazine assignments and more!



## Intermediate & Advanced

### **BUSINESS OF PHOTOGRAPHY WITH ANABEL DFLUX**

Workshop fee: \$49

If you chose to be a professional photographer and want to be your own boss, you must be prepared to run a small business. This seminar is designed to help you navigate the many moving components of a business by covering a wide range of important topics including:

- The fundamentals of starting a business
- Photography and the law
- Cost of doing business and how this factors into pricing
- Branding
- Marketing
- Finding your key demographic
- The customer experience
- How to transition from a part-time to full-time photographer and still be able to eat!



## Portrait and Lighting



### **THE KEY TO GREAT PEOPLE PHOTOS LEVEL 1 WITH GREGG COBARR**

Workshop fee: \$39.95

Gregg Cobarr will demonstrate how students can take manual control of the camera, using shutter speed, aperture and ISO settings to acquire skills to take better people photographs.

### **THE KEY TO GREAT PEOPLE PHOTOS LEVEL 2 WITH GREGG COBARR**

Workshop fee: \$49.95  
Bundle Fee: \$80

This course is a shooting workshop with a professional model.

Topics taught:

Controlling ISO, controlling white balance, how aperture determines more than just exposure. The workshop includes an indoor session with a model and multiple outdoor locations in open shade and direct lighting.



## Portrait and Lighting

### **CALIFORNIA BEACH LOOK WITH GREGG COBARR**

Workshop fee: \$80

Learn to create professional quality "California Beach" images with instructor Gregg Cobarr in a beach environment. A variety of lighting techniques will be taught using reflectors, diffusers, and angles of light. A model wearing a variety of beach and resort wear (bikinis, summer dresses, flowing skirts, shorts and cover-ups) will be provided.





## Portrait and Lighting

### **THE ARTFUL EYE OF FASHION PHOTOGRAPHY WITH GREGG COBARR**

**WORKSHOP #1 - IN STUDIO**

**WORKSHOP #2 - ON LOCATION, DAYTIME**

**WORKSHOP #3 - ON LOCATION, NIGHTTIME**

Workshop fee: \$125

This three-part, hands-on workshop explores how fashion can be presented in a unique approach. There will be one workshop in a studio setting, one outside during the day and one workshop outside after dark.

All workshops will feature a model. Specific instruction will focus on maximizing your work with models, utilizing the many variables of lighting, experimenting with visual ideas and at the same time, paying attention to presenting the clothes in an eye-catching manner. Attendees will come away with an understanding of what is possible in fashion photography and how rules are made to be broken.

Take any one of the three workshops, the first is not a prerequisite to the next.



## Portrait and Lighting

### **OUTDOOR PORTRAITS PHOTOGRAPHY WORKSHOP WITH GEORGE SIMIAN**

Workshop fee: \$125

This hands-on shooting workshop will improve your outdoor portrait techniques. You will learn how to photograph people using models in various lighting situations including soft light and hard light modified using fill and/or bounce reflectors. Exposure options including shallow depth of field focusing strategies will also be taught. Students will be allotted time to photograph models in multiple lighting situations. Post production techniques will be shown using Adobe Lightroom.



## Portrait and Lighting


### WEDDING PHOTOGRAPHY WORKSHOP WITH JOE AND MIRTA BARNET

Workshop fee: \$175

Joe and Mirta Barnet have spent over 20 years developing their talent and business into a great success. In this workshop, the Barnets will share their knowledge and skills, covering the photography side of weddings, essential gear and the business behind the scenes. This workshop includes a hands-on model shoot.

Topics covered:

- Websites, blogs and networking
- Marketing to reach the right client
- Price lists and contracts
- Camera gear - what you need.
- Environmental photography
- Posing and lighting techniques (live model shoot)
- Shooting tips and shortcuts
- RAW workflow using Lightroom
- Photoshop retouching and actions
- MAKING MONEY



## Portrait and Lighting

### INTRODUCTION TO LIGHTING: PROFESSIONAL STROBE WITH GEORGE SIMIAN

Workshop fee: \$99

Using strobe lighting in people photography adds drama, clarity and focus to portraits. This seminar focuses on the theory of emulating natural light with a strobe and the practical techniques for controlling and modifying its light output. In this hands-on workshop, an actress will be photographed in four different setups with the use of one strobe as well as with two and three lights.



## Portrait and Lighting

### INTRODUCTION TO LIGHTING FOR PORTRAIT PHOTOGRAPHY WITH SPEEDLIGHT FLASH WITH JOE AND MIRTA BARNET

Workshop fee: \$89

Instructor Joe Barnet will teach you how to get the most from your portable flash unit and how to use your Speedlite like a pro.

Concepts to be discussed:

- TTL metering
- Wireless flash
- Flash exposure
- Compensation and rear curtain sync
- Bounce lighting strategies
- Using flash accessories such as small soft boxes shoot through umbrellas,
- Bounce cards, snoots, grids, colored gels



## Portrait and Lighting

### INTRODUCTION TO LIGHTING: SPEEDLIGHTS WITH GEORGE SIMIAN

Workshop fee: \$125

After mastering photographing in available light, the next challenge for photographers is to create their own ideal light – with off-camera flash. Moving a simple speedlight away from the camera allows one to shape the direction of the light falling on the subject, to change it's softness or hardness, to separate the subject from the background, and to create dramatic yet realistic lighting. You will make images that look like beautiful natural light, not “flash!”





## Portrait and Lighting

### **COLOR GEL PHOTOGRAPHY WORKSHOP WITH ANABEL DFLUX**

Workshop fee: \$65

Professional photographer Anabel DFlux will take you through the world of color, capturing portraits with gels and adding that special touch to your next set of images. This workshop features a two hour hands-on demonstration and practice with live models, detailing various lighting arrangements with gels and colored LEDs.



## Portrait and Lighting


### **LIGHTING ON LOCATION: LIFESTYLE FASHION EDITORIAL PORTRAITURE WITH GEORGE SIMIAN**

Workshop fee: \$225

This is a hands-on workshop that will teach students how to create magazine style images. A combination of natural window light and strobe lights will be used along with light modifiers on Profoto strobes with color gels.

Topics covered:

- Color temperature
- Custom white balance for balancing strobes with existing ambient light
- Mixing strobe and natural light,
- Working with soft boxes and light modifiers,
- Directing models,
- Shot composition,
- Using color balance for effects.



## Portrait and Lighting

### ADVANCED STUDIO LIGHTING AND POSING WITH JOE & MIRTA BARNET

Workshop fee: \$149

This workshop focuses on complex professional studio lighting setups using three, four or more light sources; modifiers and metering. A model and Pocket Wizard triggering devices will be provided.

Topics covered:

- Using umbrellas, soft boxes, and reflectors
- Using a beauty dish and a ring flash for more edgy and fashion oriented lighting and posing
- Kickers, background lights, high-key, gobos and color gels.
- Background selection and posing techniques will be discussed
- Different lighting patterns and styles
- How to work with hand held light meters for consistent accurate exposures

\*If you don't have experience working in the studio, or with off camera flash units larger than speedlights, attending the Beginning Studio Lighting and Posing (Portrait and Fashion) before this workshop is highly recommended.



## Portrait and Lighting

### BODIES IN MOTION PHOTOGRAPHY WORKSHOP WITH GEORGE SIMIAN

Workshop fee: \$249

Students will learn how to photograph high-speed motion of athletic subjects including dancers, gymnasts, trapeze artists and/or martial artists. There will be a demo and lecture and each student will have multiple opportunities to photograph talented, athletic models.

Topics covered include balancing shutter speed, flash and daylight while stopping motion for the split-second to capture bodies flying through space.



## Adobe Software and Technical Courses

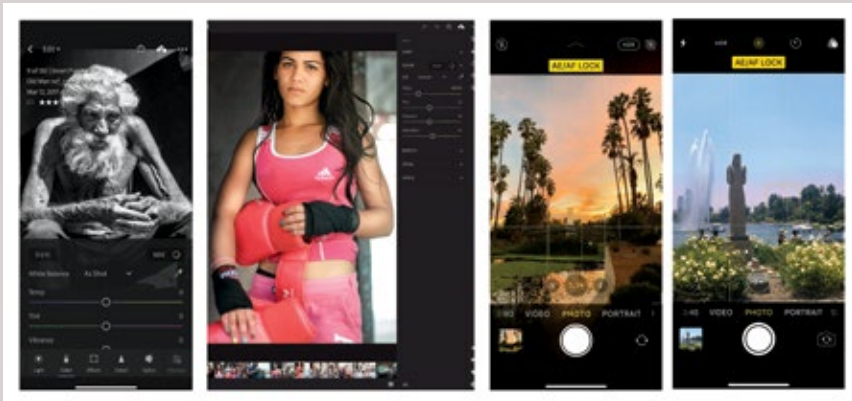
### MASTERING IPHONEOGRAPHY

MAKING YOUR PHOTOS GREAT WHEREVER YOU ARE!

WITH NATASHA CALZATTI

Workshop fee: \$85

Learn how you can have the freedom to improve your photos from anywhere. Photographer and photo educator Natasha Calzatti will share tips for transforming your photos from ordinary to extraordinary without being tied to your computer. This fun and informative workshop will teach you the skills you need to turn the camera that's always with you into a powerful photography tool. You will practice seeing versus looking on a class photowalk. In an exploration of Fairfax Farmers Market photo scavenger hunt, searching for establishing shots to environmental portraits.



## Adobe Software and Technical Courses

### CREATE BETTER BLACK & WHITE PHOTOGRAPHS

WITH NATASHA CALZATTI

Workshop fee: \$95

You may know how to use Lightroom and Photoshop features to create black and white images, but many of these conversions aren't very good. Learn how to make black and white images that are expressive and strong, simulating the analog silver gelatin print from the great photography masters such as Irving Penn and Edward Weston.

You will learn different methods on how to use Lightroom and Photoshop together in a seamless way to give photographs rich and deep black and white tonal range. Better yet, you will learn how to see in black and white before capturing the image. Natasha will show you how to change the brightness values of specific tones and help you selectively add brightness and darkness to direct the viewer's eye through the image. We will explore how to use presets, settings and plug-ins to help you achieve film and analog looks in your digital black and whites. The class will also include a discussion about proper print settings and proper papers to use.

Each student will receive one final archival black and white print





## Adobe Software and Technical Courses

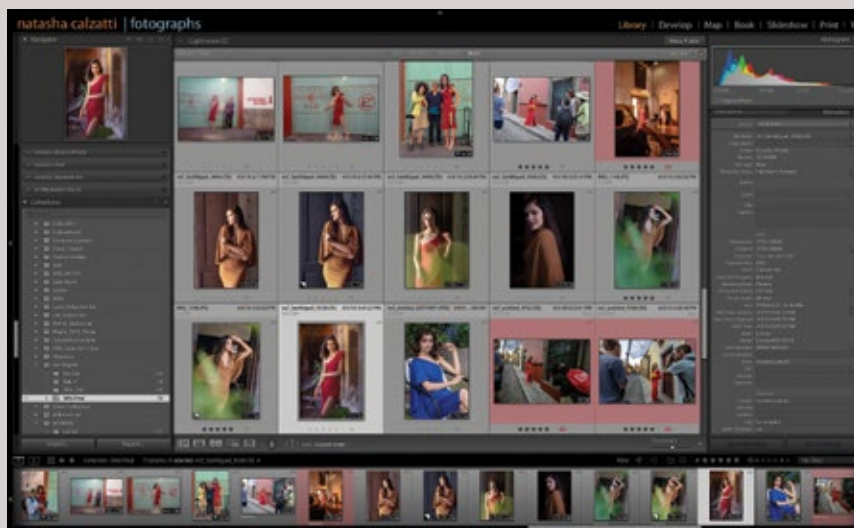


### BEGINNING LIGHTROOM CLASSIC WITH NATASHA CALZATTI

Workshop fee: \$195

Lightroom is the perfect tool for organizing, processing and manipulating your images. This is a two-day workshop for beginners. Natasha Calzatti will teach you the most efficient method for downloading images into Lightroom and how to organize them; the best way to make global tonal and color corrections; how to use the new world-class noise reduction feature; how to convert images to black-and-white and how to add tonal overlays, edge effects and film grain textures.

This class is held on two consecutive weeks at Pasadena and Culver City locations. At Santa Ana location it is a one day workshop. Class takes place in our state-of-the-art computer lab where each student is assigned a 23-inch iMac.



## Adobe Software and Technical Courses

### ADVANCED LIGHTROOM CLASSIC WITH NATASHA CALZATTI

Workshop fee: \$195

This workshop is designed for students who are familiar with Lightroom but feel like they are not getting the most out of it.

Topics covered in this workshop include:

- How to customize your workflow to fit your specific needs
  - How to use automating settings and plugins to work more efficiently
  - How to utilize the new Camera Profiles
  - How to use the new masking feature
  - How to fix problem images
  - Retouching beyond the basics  
(complex retouching jobs, options for adjusting localized areas within images, skin retouching)
  - Complete workflow from import to print or web output
  - How to create books and slideshows
  - How to print and post images on the web, social media or export to Photoshop for further manipulation
- Each student will end class with one final archival print.



## Adobe Software and Technical Courses

### BEGINNING PHOTOSHOP FOR PHOTOGRAPHERS WITH NATASHA CALZATTI

Workshop fee: \$195- \$275

Take your first steps with Photoshop in a fun and interactive setting. Join Natasha Calzatti in this hands-on lab that's for beginners and those needing a refresher on core Photoshop skills. You'll discover how to use the major tools, panels, and commands necessary to produce amazing results. Get a fundamental understanding of Photoshop basics, so you can tackle your next creative project with confidence.

In this lab, you'll learn how to:

- Process images with Adobe Camera Raw or Lightroom processing
- Make flawless selections of the most complex objects with ease
- Learn Non-Destructive Workflow in Photoshop
- Create composites using layers and masks
- Apply a ton of timesaving tips, tricks, and keyboard shortcuts

This class is held on two consecutive weeks at Pasadena and Culver City locations. At Santa Ana location it is a one day workshop. Class takes place in our state-of-the-art computer lab where each student is assigned a 23-inch iMac.



## Adobe Software and Technical Courses

### ADVANCED PHOTOSHOP FOR PHOTOGRAPHERS WITH NATASHA CALZATTI

Workshop fee: \$275

This workshop is designed for students who want to take their Photoshop skills to the next level. Natasha Calzatti will demonstrate the entire process of creating convincing, well-executed composites. Photoshop's most advanced tools, techniques and menus will be reviewed.

Topics covered will include:

- Beauty retouching, learn how the pros retouch portraits with clean, natural and realistic looking results.
- Hidden and hard-to-find features and shortcuts
- How to produce higher- quality work in less time
- Which Photoshop tools are essential and which you can ignore

This class is held on two consecutive weeks. Class takes place in our state-of-the-art computer lab where each student is assigned a 23-inch iMac.



## Adobe Software and Technical Courses

### THE MASTER PRINT WORKSHOP WITH NATASHA CALZATTI

Workshop fee: \$125

This workshop will cover what you need to know to make the finest digital prints from your digital camera files. Examples of different fine-art papers will be shown to make the best possible prints. From exposure to adjustment optimization, to choosing the right paper, and beyond the technical details, you will learn ways to make your images stronger and more compelling.

This course will cover:

- Using Adobe Camera Raw and or Lightroom
- Getting the most of your digital capture
- What to do in Lightroom—and what to save for Photoshop
- Photoshop selection tools—tips and techniques
- Setting density and color balance
- Retouching, burning, and dodging
- Using Smart-sharpening techniques
- Black-and-White conversion
- Using color management to insure consistent results from monitor to final print
- Final print critique: What makes an effective print?
- Presentation: Archival methods of mounting and matting digital prints



## Adobe Software and Technical Courses

### CAPTURE ONE MASTER CLASS WITH NATASHA CALZATTI

Workshop fee: \$195

In this course, Natasha will show you everything from workflow to editing, exporting and even shooting tethered. All the while giving you helpful tips and visual aids to drive home each technique. By the end of this intensive course, you'll be ready to manage and edit your photos in one streamlined process.

Topics covered include:

- Understand the interface and terminology, Sessions Vs Catalogs
- Setup your workspace and shortcuts to fit your habits
- Build a workflow strategy to save time and maximize results
- Tackle a wide variety of image problems with Luma Curves, Color Editor and more
- Learn how to use Layers and Masks, Apply adjustments locally.
- Master advanced image editing techniques
- Shoot tethered photos and edit as you shoot
- Exporting with Process Recipes to TIFF/JPG
- Photoshop Round tripping





## Adobe Software and Technical Courses

### PHASE ONE CERTIFIED PROFESSIONAL

Workshop fee: \$99 - \$499

The POCP training program is a two-day advanced seminar designed for working professionals taught by Phase One Technical Support staff, all of whom have years of experience on set. The training encompasses everything from efficient on-set workflow to troubleshooting to camera setup and Capture One workflow. It is designed to give digital techs the training and skills to confidently work with Phase One camera systems and Capture One Software on the most demanding jobs. POCP culminates with a written exam.



## Travel, Nature, Adventure and Photo Walks

### PUBLIC PLACES, PRIVATE MOMENTS: STREET PHOTOGRAPHY

WITH DAVID HERMAN

Workshop fee: \$75

Do you like to wander? Do you have a sense of humor? Do you observe the subtle interplay between people? If so, you are a street photographer.

In this workshop, David Herman will cover everything a photographer needs to know to take interesting, unique images of people in an urban environment including philosophy, technique, composition and equipment. Simply bring basic knowledge of your camera, (the smaller the camera, the better) and a desire to capture the energy of the city and people doing something compelling. There will be a discussion of the guiding principles of street photography, a hands-on shoot and a photo critique at the end of the day.



## **THE TRAVEL PHOTO ESSAY: DESCRIBING A JOURNEY THROUGH IMAGES**

**WITH MARK EDWARD HARRIS**

Workshop fee: \$125

This workshop explores how to create fine art travel photography — images that go far beyond the “I was here” photograph. Photographers will learn how to create beautiful landscapes and townscapes as well as powerful environmental portraits and photo essays — pictures that tell a story. After a presentation of travel images by award-winning photographer Mark Edward Harris, students will put ideas into practice with technical aspects such as the use of “fast” lenses, filters, and the creative use of flash on location. Furthermore, participants will learn how to approach newspapers and magazines with travel story ideas and how to bring individual projects to fruition. Open to all levels of photographers with an interest in travel photography.



## **WILDLIFE PHOTOGRAPHY**

**WITH KAREN SCHUENEMANN**

**3 SESSION COURSE**

Workshop fee: \$199

If you are planning on going on Safari this year, this class is indispensable! This three-part class starts off in the classroom where you will learn the how-to's to produce some amazing imagery. Part two will be a hands-on shoot in the field. The third session will be a photo review and critique back in the classroom. Nikon loaner gear will be available to use during the hands-on shoot.



## BIRD PHOTOGRAPHY

WITH KAREN SCHUENEMANN

Workshop fee: \$125

Take a Walk on the Wild Side with Wildlife and Bird Photographer Karen Schuenemann in this 2-part workshop which includes a lecture and hands-on shoot. During this workshop, Karen will teach you the nuts and bolts of Bird Photography, cover the appropriate equipment for photographing birds and will look at the basics of exposure and choosing both appropriate shutter speed and depth of field. Field locations may include Bolsa Chica, Malibu Lagoon or other local wildlife area.



## ASTROPHOTOGRAPHY


WITH STAN MONIZ

Workshop fee: \$300 Shoot Session.  
\$125 Post Processing Session

Enjoy an evening under the stars with professional adventure photographer and Sony ambassador Stan Moniz. Stan will teach you how to shoot the North Celestial Pole, the Milky Way galaxy during the months it is visible as well as star trails, nightscape portraits, light painting and more! Our Astrophotography workshops are held in Southern California's darkest skies locations including:

- Joshua Tree National Park
- Borrego Springs
- Alabama Hills/Lone Pine
- Palomar Mountain

Stan will be teaching an optional three-hour post-processing session the morning after the night shoot.





## ESSENTIALS OF SEASCAPE PHOTOGRAPHY LECTURE AND WORKSHOP WITH CHRIS CROSBY

Workshop Fee: \$29-\$95

This two part course includes a classroom lecture and a hands-on workshop at a beach. During the lecture portion, Chris Crosby will focus on the keys to composition, exposure and capturing water motion. Plan for better seascapes by understanding weather, tides and sun angles. Get tips for gear and filters that will help you perfect your seascape captures. After the lecture, Chris will be providing hands on instruction and guidance at the beach during sunset.



## ALASKA WITH STAN MONIZ

September 9 - 13, 2020

Fairbanks, ALASKA

Workshop Fee: Early pricing \$3,190 double occupancy

Embark on a once-in-a-lifetime photographic adventure to capture the Aurora Borealis in Alaska with Sony Ambassador Stan Moniz. This workshop will primarily take place in a secluded location under the Aurora Oval, known as one of the best places on earth to see the northern lights as it is. Stan will teach attendees how to shoot these bright dancing northern lights in the sky that can appear as streamers, arcs, rippling curtains or shooting rays in green, pink, red, yellow, blue and violet.

The workshop fee includes hotel accommodations, ground transportation, photography instruction, post-processing instruction, welcome dinner, entrance to Aurora Ice Museum and Snow Coach ride for Aurora Viewing.



## Travel, Nature, Adventure and Photo Walks

### National Park Photography Expeditions

with Bob Killen and NPPE

Together with National Park Photography Expeditions, Samy's offers multi-day landscape workshops in our nation's most scenic National Parks, Monuments and Preserves. Bob Killen and his staff of national Artist in Residence instructors will take you to some of the most incredible photographic sites and will assist you in accessing intuitive, reflective ways of working that will lead to the creation of great landscape images.

**The First Horizon Workshops:** Three-day workshops held in Mojave National Preserve and Point Reyes National Seashore. Tuition of \$1,299 includes field meals, local & backcountry ground transportation, training documents, post-processing instruction and three hours of personal online tutoring.

First Horizons Point Reyes National  
Seashore Photography Expedition  
May 13 - 16, 2020  
California

First Horizons Point Reyes National  
Seashore Photography Expedition  
October 7 - 10, 2020  
California

First Horizons Mojave National Preserve  
Park Photography Expedition  
November 5 - 8, 2020  
California



## Travel, Nature, Adventure and Photo Walks

**The Landscape Master Classes:** Five-day workshops held in specially chosen National Parks. Tuition includes field meals, local & backcountry ground transportation, discount lodging assistance, training documents, post-processing classes and five hours of personal online tutoring. Tuition: \$2,199 - \$2,690

Mojave National Preserve Park  
February 4 - 9, 2020  
California

Mount Rainer National Park  
June 8 - 13, 2020  
Washington

Glacier National Park  
September 14 - 19, 2020  
Montana

Grand Staircase Escalante  
National Monument  
March 17 - 22, 2020  
Utah

Sequoia National Park  
August 3 - 8, 2020  
California

Grand Teton National Park  
September 22 - 27, 2020  
Wyoming

Capitol Reef National Park  
April 21 - 26, 2020  
Utah

Lassen National Park  
August 18 - 23, 2020  
California

Grand Staircase Escalante  
National Monument  
October 20 - 25, 2020  
Utah

Canyonlands National Park  
April 28 - May 3, 2020  
Utah

Olympic National Park  
June 1 - 6, 2020  
Washington

**For more details and registration visit:**  
[www.nppemasterclass.com/samys](http://www.nppemasterclass.com/samys)





## Free With Purchase Offer

Customers who purchase any new DSLR camera or new mirrorless interchangeable lens camera priced \$500 or more are eligible for a FREE introductory course valued at \$29.95.



\*This free class offer is good for one attendee per qualifying purchase and is subject to availability.

# Samy's Camera

## Rental Department

## Samy's Photo School

### Students will receive a

# 20% discount

on all rentals at Samy's Camera

\*Your class receipt/invoice must be presented at the time of the rental



Discount not applicable to mirrorless or dslr bodies. Discounts cannot be combined or bundles with other discounts or promos. Proof of Class registration ticket required to qualify for discount. Subject to terms and conditions.



# SONY

α  
ALPHA

# #1 MIRRORLESS CAMERA BRAND



At Sony, we're in the business of equipping creators with the tools they need to channel their visions. With a full lineup of native lenses, exceptional autofocus and FPS speed, advanced Eye AF capabilities, lightweight design, and all-day battery life, the α system gives creators the ability to be great.

## BE ALPHA

Sony  
Authorized  
Dealer

©2019 Sony Electronics Inc. Sony and the Sony logo are trademarks of Sony Corporation. All rights reserved. All other trademarks are trademarks of their respective owners.

**Samy's Camera**  
[www.samys.com](http://www.samys.com)