

Summer - Winter
|2019



Samy's Photo School



PHOTOGRAPHY

Classes & Workshops

For registration & more information please visit:

www.samysphotoschool.com

Call: 323•456•4564 or email: edu@samys.com

Social Networking Links



#HASHTAG Us

Like what you learned?
We want to know!

Use #samyscamera #samysphotoschool
Instagram: @samys_camera

Send us feedback
or just show off
your photography
skills!



Follow us to keep updated
with new classes, events,
contests and promotions!

Index by Location

CLASSES & WORKSHOPS OFFERED AT THE FOLLOWING LOCATIONS:

LOS ANGELES

475 S. Fairfax Ave. Los Angeles, CA 90036

PASADENA

1759 E. Colorado Blvd. Pasadena, CA 91106

CULVER CITY

4411 Sepulveda Blvd. Culver City, CA 90230

SANTA ANA

3309b S. Bristol St. Santa Ana, CA 92704

SANTA BARBARA

530 State St. Santa Barbara, CA 93101

SAN FRANCISCO

1090 Bryant St. San Francisco, CA 94103

Course Index

Cover	1
Social Networking Links	2
Index by Location	3
Index by Category	4

Introductory Courses **6-10**

In-depth Digital Photography **11-14**

Portrait **15-19**

Lighting **20-27**

Adobe Software and Technical Courses **28-35**

Automotive Photography **36**

Travel, Excursion, and Photo Walks **37-44**



Introductory Classes



Samy's Photo School offers introductory courses specific to the camera manufacturer including Canon, Nikon, Sony, Olympus and Panasonic.

Camera operating features, initial camera setup, software functions and digital photography essentials will be covered in these workshops.



Introductory Classes


Nikon Z Mirrorless Basics

Workshop fee: \$29.95
or Free With Purchase



Nikon DSLR Basics Tips & Tricks

Workshop fee: \$29.95
or Free With Purchase




Introductory Classes

Canon DSLR Basic

Workshop fee: \$29.95
or Free With Purchase

This workshop is geared for Rebel camera owners. Canon 60D, 70D, 5D Mark II and III will be included in a more general sense.



Sony Mirrorless and Translucent Mirror Camera

Workshop fee: \$29.95
or Free With Purchase



Introductory Classes


Panasonic Tips and Tricks

Workshop fee: \$29.95
or Free With Purchase



Olympus Basics with Kevin Carson

Workshop fee: \$29.95
or Free With Purchase



Introductory Classes

Understanding Your Digital Camera Level 1 with Art Ramirez

Workshop fee: \$29.95
or Free With Purchase



This basic class is geared for those wishing to learn how to navigate through various camera modes. Open to users of all camera manufacturers. Topics taught: setting resolution, flash operation, menu functions, memory cards, storage and more.

Understanding Your Digital Camera Level 2 with Art Ramirez

Workshop fee: \$49.95
Bundle Fee: \$70



You learned your camera's menus and buttons in level 1, now you will learn exposure, light metering, auto focus, shutter speed and aperture as well as how to shoot in various photography situations.

Introductory Classes

DSLR Basics

Santa Barbara & San Francisco
location only
Workshop fee: \$29.95
or Free With Purchase



This basic class is open to users of any camera manufacturer wishing to learn how to navigate through various camera modes. Topics taught: setting resolution, flash operation, menu functions, memory cards, storage and more. This two-hour course includes a question and answer session.



The Part-Time Professional Photographer with Gregg Cobarr

Workshop fee: \$39.95

Are you interested in taking on photography jobs while still maintaining your current “day job?” Gregg will teach you how to successfully handle paid photography jobs including family portraits, weddings, engagement sessions, freelance magazine assignments and more!

In-Depth Digital Photography

INTRODUCTION TO NEUTRAL DENSITY FILTERS WITH BRIAN LEARY

Workshop fee: \$35

In landscape photography, whether you are balancing an intense sunset or creating a painted effect in water, neutral density filters can help you achieve your goals. They reduce and modify the intensity of light passing through the camera lens. Topics covered in this two-hour class include: what the numbers on the filters mean, different types of filters (polarizing, variable, solid and graduated neutral density), using different types of graduated neutral density filters in landscape photography.



NIGHT PHOTOGRAPHY WITH BRIAN LEARY

Workshop fee: \$125

Why put your camera away after golden hour? When the sun goes down you have an incredible opportunity to create unique images that you will be proud to share. As long as you have a basic understanding of shutter speed, ISO and aperture, this course is designed to teach you everything you need to know to create stunning images at night and take your landscape and cityscapes to a new level.



In-Depth Digital Photography

REAL ESTATE PHOTOGRAPHY WITH AARON HOFFMAN

Workshop fee: \$225

Students will be taught the importance of appealing property photographs, equipment used, camera controls, composition and fundamentals of lighting in the classroom instruction portion of this workshop. Students will then go to a home location shoot for a hands-on experience where they will shoot building exterior and interior scenes including a windowed room, kitchen and additional space/design detail and vignette. The workshop will conclude with post-processing lab time and post-class online discussion and photo sharing.



In-Depth Digital Photography

ASTROPHOTOGRAPHY WITH STAN MONIZ

Workshop fee: \$275

In a fun-filled night under a blanket of stars, Sony Ambassador, Stan Moniz will teach the 500 rule, light painting, star trails, nightscape portraits and will lead on-site post editing of images in Adobe Lightroom and Photoshop. Students will first shoot sunset side by side with Stan. As night falls, students will shoot Polaris, the North Celestial Pole and the Milky Way galaxy during the months it is visible.

This workshop is offered in:

Joshua Tree National Park
Alabama Hills/Lone Pine/Bristle Cone Pine
Borrego Springs, CA



In-Depth Digital Photography

CHASING THE MILKYWAY WITH NIKON

Workshop fee: Fee: \$25-\$250

This two-part workshop starts in the classroom where Nikon tech rep Paul Van Allen will cover techniques, settings and tips that are sure to jump-start your journey into the amazing world of Night Sky photography. The second part is a hands-on shoot in Joshua Tree National Park where you can practice what you just learned.



Portrait

THE KEY TO GREAT PEOPLE PHOTOS LEVEL 1 WITH GREGG COBARR

Workshop fee: \$39.95



Gregg Cobarr will demonstrate how students can take manual control of the camera, using shutter speed, aperture and ISO settings to acquire skills to take better people photographs.

THE KEY TO GREAT PEOPLE PHOTOS LEVEL 2 WITH GREGG COBARR

Workshop fee: \$49.95
Bundle Fee: \$80



This course is a shooting workshop with a professional model.

Topics taught:

Controlling ISO, controlling white balance, how aperture determines more than just exposure. The workshop includes an indoor session with a model and multiple outdoor locations in open shade and direct lighting.

Portrait

CALIFORNIA BEACH LOOK WITH **GREGG COBARR**

Workshop fee: \$65

Learn to create professional quality “California Beach” images with instructor Gregg Cobarr in a beach environment. A variety of lighting techniques will be taught using reflectors, diffusers, and angles of light. A model wearing a variety of beach and resort wear (bikinis, summer dresses, flowing skirts, shorts and cover-ups) will be provided.



Portrait

THE ARTFUL EYE OF FASHION **PHOTOGRAPHY** WITH **GREGG COBARR**

WORKSHOP #1 - IN STUDIO
WORKSHOP #2 - ON LOCATION, DAYTIME
WORKSHOP #3 - ON LOCATION, NIGHTTIME

Workshop fee: \$125

This three-part, hands-on workshop explores how fashion can be presented in a unique approach. There will be one workshop in a studio setting, one outside during the day and one workshop outside after dark.

All workshops will feature a model. Specific instruction will focus on maximizing your work with models, utilizing the many variables of lighting, experimenting with visual ideas and at the same time, paying attention to presenting the clothes in an eye-catching manner. Attendees will come away with an understanding of what is possible in fashion photography and how rules are made to be broken.

Take any one of the three workshops, the first is not a prerequisite to the next.



Portrait

OUTDOOR PORTRAITS PHOTOGRAPHY WORKSHOP WITH GEORGE SIMIAN

Workshop fee: \$125

This hands-on shooting workshop will improve your outdoor portrait techniques. You will learn how to photograph people using models in various lighting situations including soft light and hard light modified using fill and/or bounce reflectors. Exposure options including shallow depth of field focusing strategies will also be taught. Students will be allotted time to photograph models in multiple lighting situations. Post production techniques will be shown using Adobe Lightroom.



Portrait

WEDDING PHOTOGRAPHY WORKSHOP WITH JOE AND MIRTA BARNET

Workshop fee: \$149

Joe and Mirta Barnet have spent over 20 years developing their talent and business into a great success. In this workshop, the Barnets will share their knowledge and skills, covering the photography side of weddings, essential gear and the business behind the scenes.

Topics covered:

- Websites, blogs and networking
- Marketing to reach the right client
- Price lists and contracts
- Camera gear - what you need.
- Environmental photography
- Posing and lighting techniques (live model shoot)
- Shooting tips and shortcuts
- RAW workflow using Lightroom
- Photoshop retouching and actions
- MAKING MONEY



Lighting

INTRODUCTION TO LIGHTING: SPEEDLIGHTS WITH GEORGE SIMIAN

Workshop fee: \$125

After mastering photographing in available light, the next challenge for photographers is to create their own ideal light – with off-camera flash. Moving a simple speedlight away from the camera allows one to shape the direction of the light falling on the subject, to change it's softness or hardness, to separate the subject from the background, and to create dramatic yet realistic lighting. You will make images that look like beautiful natural light, not “flash!”



Lighting

INTRODUCTION TO PORTRAIT PHOTOGRAPHY WITH SPEEDLIGHT FLASH WITH JOE AND MIRTA BARNET

Workshop fee: \$89

Instructor Joe Barnet will teach you how to get the most from your portable flash unit and how to use your Speedlite like a pro.

Concepts to be discussed:

- TTL metering
- Wireless flash
- Flash exposure
- Compensation and rear curtain sync
- Bounce lighting strategies
- Using flash accessories such as small soft boxes shoot through umbrellas,
- Bounce cards, snoots, grids, colored gels



Lighting

INTRODUCTION TO LIGHTING: PROFESSIONAL STROBE WITH JOE & MIRTA BARNET

Workshop fee: \$89

In this workshop, instructors will cover principles of studio lighting, posing, distinctive lighting patterns, ratios and metering and using professional studio gear. Students will work with several lighting set ups. A model and Pocket Wizard triggering devices will be provided.

Topics covered:

- How to work with self contained AC and battery powered Profoto DI and BI monoblocks, power packs and head, reflectors, umbrellas and soft boxes
- Instruction on posing to make your subjects look their best
- Depth of field choices
- Positive and negative fill
- Using a light meter for fast accurate exposures
- Setting up your own portrait studio.



Lighting

INTRODUCTION TO LIGHTING: PROFESSIONAL STROBE WITH GEORGE SIMIAN

Workshop fee: \$99

Using strobe lighting in people photography adds drama, clarity and focus to portraits. This seminar focuses on the theory of emulating natural light with a strobe and the practical techniques for controlling and modifying its light output. In this hands-on workshop, an actress will be photographed in four different setups with the use of one strobe as well as with two and three lights.



Lighting

LIGHTING ON LOCATION: LIFESTYLE FASHION EDITORIAL PORTRAITURE WITH **GEORGE SIMIAN**

Workshop fee: \$225

This is a hands-on workshop that will teach students how to create magazine style images. A combination of natural window light and strobe lights will be used along with light modifiers on Profoto strobes with color gels.

Topics covered:

- Color temperature
- Custom white balance for balancing strobes with existing ambient light
- Mixing strobe and natural light,
- Working with soft boxes and light modifiers,
- Directing models,
- Shot composition,
- Using color balance for effects.



Lighting

ADVANCED STUDIO LIGHTING AND POSING WITH **JOE & MIRTA BARNET**

Workshop fee: \$125

This workshop focuses on complex professional studio lighting setups using three, four or more light sources; modifiers and metering. A model and Pocket Wizard triggering devices will be provided.

Topics covered:

- Using umbrellas, soft boxes, and reflectors
- Using a beauty dish and a ring flash for more edgy and fashion oriented lighting and posing
- Kickers, background lights, high-key, gobos and color gels.
- Background selection and posing techniques will be discussed
- Different lighting patterns and styles
- How to work with hand held light meters for consistent accurate exposures

*If you don't have experience working in the studio, or with off camera flash units larger than speedlights, attending the Beginning Studio Lighting and Posing (Portrait and Fashion) before this workshop is highly recommended.



Lighting

BODIES IN MOTION PHOTOGRAPHY WORKSHOP WITH GEORGE SIMIAN

Workshop fee: \$225

Students will learn how to photograph high-speed motion of athletic subjects including dancers, gymnasts, trapeze artists and/or martial artists. There will be a demo and lecture and each student will have multiple opportunities to photograph talented, athletic models.

Topics covered include balancing shutter speed, flash and daylight while stopping motion for the split-second to capture bodies flying through space.



Lighting

PORTRAIT MENTORING SERIES WITH SCOTT ROBERT LIM

Workshop #1 - Keys to Composition

Workshop #2 - How to Manage Difficult Lighting Situations

Workshop #3 - Mastering Top 20 Tips on Posing

Workshop #4 - Stunning Low Light/Night Portraiture

One Workshop: \$199

Discount for Purchasing all Four Workshops: \$595

Are you looking to deepen your portrait skills by studying under a world renowned photographer? Sony Artisan and international master photographer Scott Robert Lim will teach an exciting series of one-day portrait workshops in Southern California.

Each workshop, four in all, will consist of a lecture that will focus on a vital aspect of on-location portraiture followed by a live, hands-on shooting session with models. The hands-on shooting session will give attendees the opportunity to reinforce the concepts taught. Don't miss this exciting opportunity to be mentored by one of the best photographers in the world.

*Take any one of the four workshops, the first is not a prerequisite to the next. Enroll in the entire series and receive a discount!



Adobe Software and Technical Courses

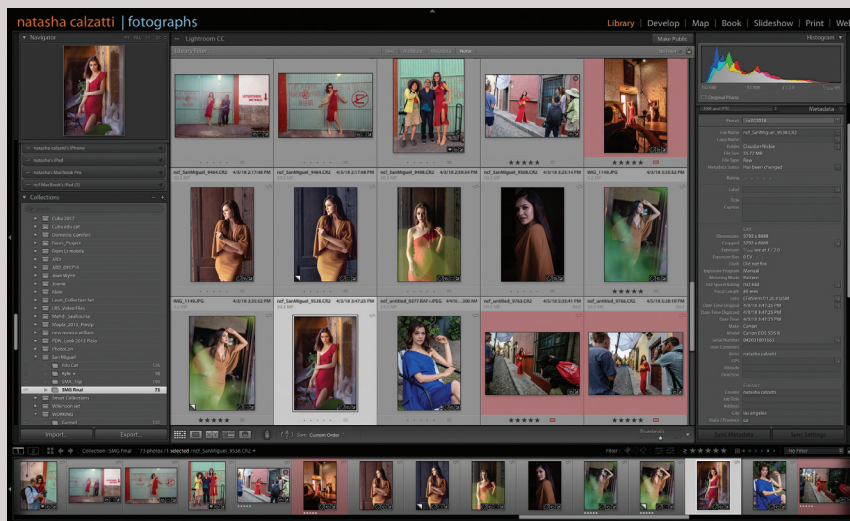


BEGINNING LIGHTROOM CLASSIC WITH NATASHA CALZATTI

Workshop fee: \$195

Lightroom is the perfect tool for organizing, processing and manipulating your images. This is a two-day workshop for beginners. Natasha Calzatti will teach you the most efficient method for downloading images into Lightroom and how to organize them; the best way to make global tonal and color corrections; how to use the new world-class noise reduction feature; how to convert images to black-and-white and how to add tonal overlays, edge effects and film grain textures.

This class takes place in our state-of-the-art computer lab where each student is assigned a 23-inch iMac equipped with an Intuos graphics tablet.



Adobe Software and Technical Courses

ADVANCED LIGHTROOM CLASSIC WITH NATASHA CALZATTI

Workshop fee: \$195

This workshop is designed for students who are familiar with Lightroom but feel like they are not getting the most out of it.

Topics covered in this workshop include:

- How to customize your workflow to fit your specific needs
 - How to use automating settings and plugins to work more efficiently
 - How to utilize the new Camera Profiles
 - How to use the new masking feature
 - How to fix problem images
 - Retouching beyond the basics
(complex retouching jobs, options for adjusting localized areas within images, skin retouching)
 - Complete workflow from import to print or web output
 - How to create books and slideshows
 - How to print and post images on the web, social media or export to Photoshop for further manipulation
- Each student will end class with one final archival print.



Adobe Software and Technical Courses

BEGINNING PHOTOSHOP FOR PHOTOGRAPHERS WITH NATASHA CALZATTI

Workshop fee: \$195- \$350

In this intensive hands on computer workshop, longtime Photoshop instructor Natasha Calzatti will cut through the complexity of Photoshop and help you to master it as a photographic tool. The class meets over one day 7hr class or three hours per session, one night a week for four weeks. Natasha will teach you the fundamentals of Photoshop.

This class takes place in our state-of-the-art computer lab where each student is assigned a 23-inch iMac equipped with an Intuos graphics tablet.

Student quote: *"If you're a photographer and think you know enough Photoshop to get by, I recommend you start at the beginning and learn the proper ways to work in this extremely deep program. It's only going to make you a stronger artist and your work will show it. I really enjoyed this course and can't wait to move on to the Level Two class as soon as it comes around."*



Adobe Software and Technical Courses

ADVANCED PHOTOSHOP FOR PHOTOGRAPHERS WITH NATASHA CALZATTI

Workshop fee: \$350

This workshop is designed for students who want to take their Photoshop skills to the next level. Natasha Calzatti will demonstrate the entire process of creating convincing, well-executed composites. Photoshop's most advanced tools, techniques and menus will be reviewed.

Topics covered will include:

- Beauty retouching, learn how the pros retouch portraits with clean, natural and realistic looking results.
- Hidden and hard-to-find features and shortcuts
- How to produce higher- quality work in less time
- Which Photoshop tools are essential and which you can ignore

The class meets three hours per session, one night a week for four weeks.



Adobe Software and Technical Courses

THE MASTER PRINT WORKSHOP WITH NATASHA CALZATTI

Workshop fee: \$125

This workshop will cover what you need to know to make the finest digital prints from your digital camera files. Examples of different fine-art papers will be shown to make the best possible prints. From exposure to adjustment optimization, to choosing the right paper, and beyond the technical details, you will learn ways to make your images stronger and more compelling.

This course will cover:

- Using Adobe Camera Raw and or Lightroom
- Getting the most of your digital capture
- What to do in Lightroom—and what to save for Photoshop
- Photoshop selection tools—tips and techniques
- Setting density and color balance
- Retouching, burning, and dodging
- Using Smart-sharpening techniques
- Black-and-White conversion
- Using color management to insure consistent results from monitor to final print
- Final print critique: What makes an effective print?
- Presentation: Archival methods of mounting and matting digital prints



Adobe Software and Technical Courses

CREATE BETTER BLACK & WHITE PHOTOGRAPHS WORKSHOP WITH NATASHA CALZATTI

Workshop fee: \$95

You may know how to use Lightroom and Photoshop features to create black and white images, but many of these conversions aren't very good. Learn how to make black and white images that are expressive and strong, simulating the analog silver gelatin print from the great photography masters such as Irving Penn and Edward Weston.

You will learn different methods on how to use Lightroom and Photoshop together in a seamless way to give photographs rich and deep black and white tonal range. Better yet, you will learn how to see in black and white before capturing the image. Natasha will show you how to change the brightness values of specific tones and help you selectively add brightness and darkness to direct the viewer's eye through the image. We will explore how to use presets, settings and plug-ins to help you achieve film and analog looks in your digital black and whites. The class will also include a discussion about proper print settings and proper papers to use.

Each student will get one final archival black and white print



Adobe Software and Technical Courses

CAPTURE ONE MASTER CLASS

WITH NATASHA CALZATTI

Workshop fee: \$195

This workshop is an introduction and overview of processing and organizing software, Capture One.

Topics covered include:

- How to import images
- Difference between a referenced catalog and a session
- How adjustment sliders affect images
- How to best use the histogram and fix your problem images
- How to organize your images
- See a complete workflow from import to export
- How to tether and adjust RAW files while you shoot
- Push color corrections beyond the basics to accomplish a cinematic crisp look, color grading technique
- Adjust localized areas within images
- Using the new layers with refine mask
- How to export to Photoshop for further manipulation and back
- How to print and export to post images on the web



Adobe Software and Technical Courses

PHASE ONE CERTIFIED PROFESSIONAL

Workshop fee: \$99 - \$499

The POCP training program is a two-day advanced seminar designed for working professionals taught by Phase One Technical Support staff, all of whom have years of experience on set. The training encompasses everything from efficient on-set workflow to troubleshooting to camera setup and Capture One workflow. It is designed to give digital techs the training and skills to confidently work with Phase One camera systems and Capture One Software on the most demanding jobs. POCP culminates with a written exam.



Automotive Photography


INTRODUCTION TO AUTOMOTIVE PHOTOGRAPHY AT THE PETERSEN MUSEUM WITH JOE AND MIRTA BARNET

Workshop fee: \$89

Joe and Mirta Barnet will teach you how to create great images of cars with a lecture, a studio car shoot and an outdoor car shoot.

First we will review images of sports cars, both “portraits” and cars on track. Then the instructors will discuss topics including: the preferred gear for photographing cars, techniques like panning, camera angles, where to SAFELY position yourself in a race for the best photos, choosing backgrounds and post processing techniques in Lightroom and Photoshop to take your images to the next level. Then we will photograph a sports car in Samy’s Studio at the Petersen and then photograph a car outside using reflectors and portable lighting gear with a variety of modifiers.

A sports car from Petersen Automotive Museum’s collection will be available to photograph and triggering devices will be provided.



Travel, Excursion and Photo Walks

PUBLIC PLACES, PRIVATE MOMENTS: STREET PHOTOGRAPHY WITH DAVID HERMAN

Workshop fee: \$75

Do you like to wander? Do you have a sense of humor? Do you observe the subtle interplay between people? If so, you are a street photographer.

In this workshop, David Herman will cover everything a photographer needs to know to take interesting, unique images of people in an urban environment including philosophy, technique, composition and equipment. Simply bring basic knowledge of your camera, (the smaller the camera, the better) and a desire to capture the energy of the city and people doing something compelling. There will be a discussion of the guiding principles of street photography, a hands-on shoot and a photo critique at the end of the day



Travel, Excursion and Photo Walks

THE TRAVEL PHOTO ESSAY: DESCRIBING A JOURNEY THROUGH IMAGES WITH MARK EDWARD HARRIS

Workshop fee: \$125

This workshop explores how to create fine art travel photography — images that go far beyond the “I was here” photograph. Photographers will learn how to create beautiful landscapes and townscape as well as powerful environmental portraits and photo essays — pictures that tell a story. After a presentation of travel images by award-winning photographer Mark Edward Harris, students will put ideas into practice with technical aspects such as the use of “fast” lenses, filters, and the creative use of flash on location. Furthermore, participants will learn how to approach newspapers and magazines with travel story ideas and how to bring individual projects to fruition. Open to all levels of photographers with an interest in travel photography.



Travel, Excursion and Photo Walks

WILDLIFE PHOTOGRAPHY WITH KAREN SCHUENEMANN & NIKON 3 SESSION COURSE

Workshop fee: \$199

If you are planning on going on Safari this year, this class is indispensable! This three-part class starts off in the classroom where you will learn the how-to's to produce some amazing imagery. Part two will be a hands-on shoot in the field. The field location may be the Los Angeles Zoo, Bolsa Chica Wetlands, Malibu Lagoon or other local wildlife area.



Travel, Excursion and Photo Walks

PARIS WORKSHOP **WITH SCOTT ROBERT LIM**

September 16 - 21, 2019
Paris, France
Workshop Fee: \$1,999

Join international, award winning, master photographer Scott Robert Lim and other passionate photographers on this amazing workshop in one of the most romantic and beautiful cities in the world. Capture the iconic street life, famous city landscapes and also build your portfolio with some breathtaking “on location portraits”. Scott has been leading Paris workshops for over a decade and is willing to share his techniques.

Treat yourself to great time of photography, relaxation, creativity and join a community of photographers committed to excellence. This workshop is designed to give the photographer all the tools needed to capture amazing environmental portrait images while capturing great street photography and city landscapes. Models will be provided for the location portrait shooting.



Travel, Excursion and Photo Walks

ALASKA AURORAS **WITH STAN MONIZ**

October 23 - October 27
Fairbanks, ALASKA
Workshop Fee: \$3490

Stan Moniz, Sony Ambassador and recognized professional photographer, is leading a once-in-a-lifetime photographic adventure to capture the Aurora Borealis in Alaska for a small group of 6 attendees!

Stan will teach attendees how to shoot bright dancing northern lights and other astrophotography techniques including light painting, star trails, nightscape portraits and more in an easy to understand manner for any photographer who is interested in this art form.

The workshop fee includes accommodations in Fairbanks, Alaska and Chena Hot Springs Resort, a secluded location known as one of the best places on earth to see the northern lights as it is under the Aurora Oval.



Travel, Excursion and Photo Walks

National Park Photography Expeditions

with Bob Killen and NPPE

Together with National Park Photography Expeditions, Samy's offers multi-day landscape workshops in our nation's most scenic National Parks, Monuments and Preserves. Bob Killen and his staff of national Artist in Residence instructors will take you to some of the most incredible photographic sites and will assist you in accessing intuitive, reflective ways of working that will lead to the creation of great landscape images.

The Landscape Master Classes: 5 day workshops held in a number of parks including: Canyonlands, Capitol Reef, Sequoia, Kings Canyon, Mojave, Grand Staircase Escalante, Lassen, Olympic. Tuition includes field meals, discount lodging assistance, all local ground transportation, training documentation, post-production classes and 5 hours of personal online tutoring.

The First Horizon Workshops: 3 day workshops held in Mojave National Preserve, Point Reyes National Seashore and Sequoia National Park. Tuition includes field meals, discount lodging assistance, all local ground transportation and training documentation.



Travel, Excursion and Photo Walks

Workshop Tuition: \$1199 - \$2499

Tuition includes: Field Meals • Backcountry Transportation • Course Materials
More details and registration at: www.nppemasterclass.com/samys

First Horizons Point Reyes National
Seashore Photography Expedition
May 16 - 19, 2019
California

Capitol Reef National Park
Photography Expedition
June 4 - 9, 2019
Torrey, Utah

Lassen Volcanic National Park
Photography Expedition
June 18 - 23, 2019
California

Olympic National Park
Photography Expedition
July 9 - 14, 2019
Washington

First Horizons Point Reyes National
Seashore Photography Expedition
October 9 - 12, 2019
California

Grand Staircase-Escalante National
Monument Photography Expedition
October 22 - 27, 2019
Utah

First Horizons Mojave National Preserve
Park Photography Expedition
November 7 - 10, 2019
California



Travel, Excursion and Photo Walks

VIBRANT COLORS OF BALI, PHOTOGRAPHY WORKSHOP WITH GEORGE SIMIAN

July 14 - July 21, 2019

BALI Indonesia

Tuition: \$3999 double occupancy

Bali is a photographer's dream fulfilled: a tropical island paradise rich with culture where you will be enchanted by warm, cheerful people who are happy to be photographed, on an island blessed with stunning landscape and beautiful traditions.

We will go on sunrise and sunset photo shoots to capture the lush rice fields and beautiful temples. We will have opportunities to document joyous ceremonies, traditional dancers, charming traditional markets, local artists in their studios, and fishermen coming back from their overnight catching trip.

In this workshop you will have the opportunity to grow your photographic skills while exploring a unique, authentic culture that has prospered unchanged for centuries. We will guide you as you use the camera to explore the remarkable beauty of Bali and connect directly with the locals in a genuine way.



Free With Purchase Offer

Customers who purchase any new DSLR camera or new mirrorless interchangeable lens camera priced \$500 or more are eligible for a FREE introductory course valued at \$29.95.



*This free class offer is good for one attendee per qualifying purchase and is subject to availability.

Samy's Camera

Rental Department

Samy's Photo School
Students will receive a
20% discount

on all rentals at Samy's Camera

**Your class receipt/invoice must be presented at the time of the rental*



Discount not applicable to mirrorless or dslr bodies. Discounts cannot be combined or bundles with other discounts or promos. Proof of Class registration ticket required to qualify for discount. Subject to terms and conditions.

SONY

α
ALPHA

#1 MIRRORLESS CAMERA BRAND



At Sony, we're in the business of equipping creators with the tools they need to channel their visions. With a full lineup of native lenses, exceptional autofocus and FPS speed, advanced Eye AF capabilities, lightweight design, and all-day battery life, the α system gives creators the ability to be great.

BE ALPHA

Sony
Authorized
Dealer

©2019 Sony Electronics Inc. Sony and the Sony logo are trademarks of Sony Corporation. All rights reserved. All other trademarks are trademarks of their respective owners.

Samy's Camera
www.samys.com